

2023 HARPER COUNTY ASSESSOR'S OFFICE REPORT TO THE EXCISE BOARD

07/26/2023

City/Village								
DISTRICT	DESCRIPTION	PERSONAL PROPERTY	REAL PROPERTY	PUBLIC SERVICE	TOTAL VALUATION	HOMESTEAD EXEMPTIONS	OTHER EXEMPTIONS	NET VALUATION
T01	4T-BUFFALO-C	463,436	4,257,147	397,219	5,117,802	235,000	60,619	4,822,183
T02	1T-LAVERNE-C	448,691	5,315,328	420,375	6,184,394	200,745	134,207	5,849,442
T03	JT-5-MAY-C	42,350	209,999	77,505	329,854	9,000	0	320,854
T04	1T-2-ROSSTON-C	21,918	111,088	336	133,342	7,000	0	126,342
CITY/VILLAGE TOTAL VALUATION		976,395	9,893,562	895,435	11,765,392	451,745	194,826	11,118,821

County								
DISTRICT	DESCRIPTION	PERSONAL PROPERTY	REAL PROPERTY	PUBLIC SERVICE	TOTAL VALUATION	HOMESTEAD EXEMPTIONS	OTHER EXEMPTIONS	NET VALUATION
C001	Harper County General	17,343,000	25,777,775	23,249,248	66,370,023	701,745	213,227	65,455,051
COUNTY TOTAL VALUATION		17,343,000	25,777,775	23,249,248	66,370,023	701,745	213,227	65,455,051

Other								
DISTRICT	DESCRIPTION	PERSONAL PROPERTY	REAL PROPERTY	PUBLIC SERVICE	TOTAL VALUATION	HOMESTEAD EXEMPTIONS	OTHER EXEMPTIONS	NET VALUATION
EMS-B	EMS BUFFALO	6,961,872	11,841,057	2,730,558	21,533,487	336,000	68,723	21,128,764
EMS-L	EMS LAVERNE	5,150,662	11,929,182	5,291,335	22,371,179	334,745	144,504	21,891,930
OTHER TOTAL VALUATION		12,112,534	23,770,239	8,021,893	43,904,666	670,745	213,227	43,020,694

School								
DISTRICT	DESCRIPTION	PERSONAL PROPERTY	REAL PROPERTY	PUBLIC SERVICE	TOTAL VALUATION	HOMESTEAD EXEMPTIONS	OTHER EXEMPTIONS	NET VALUATION
1-LAVERN	1-LAVERNE	5,150,662	11,929,182	5,291,335	22,371,179	334,745	144,504	21,891,930
4-BUFFAL	4-BUFFALO	6,961,872	11,841,057	2,730,558	21,533,487	336,000	68,723	21,128,764
J-1-WWD	J-1-WOODWARD	1,146,877	127,778	158,870	1,433,525	0	0	1,433,525
J-5-MAY	J-5-MAY	3,881,766	1,625,431	15,015,513	20,522,710	30,000	0	20,492,710
J-6-WOOD	J-6-WOODS-FREEDOM	201,823	254,327	52,972	509,122	1,000	0	508,122
SCHOOL TOTAL VALUATION		17,343,000	25,777,775	23,249,248	66,370,023	701,745	213,227	65,455,051

Vo-Tech								
DISTRICT	DESCRIPTION	PERSONAL PROPERTY	REAL PROPERTY	PUBLIC SERVICE	TOTAL VALUATION	HOMESTEAD EXEMPTIONS	OTHER EXEMPTIONS	NET VALUATION
VT-10	NORTHWEST TECH CENTER	201,823	254,327	52,972	509,122	1,000	0	508,122

2023 HARPER COUNTY ASSESSOR'S OFFICE REPORT TO THE EXCISE BOARD

07/26/2023

VT-24	HIGH PLAINS TECH CENTER	11,990,515	13,594,266	17,904,941	43,489,722	366,000	68,723	43,054,999
VO-TECH TOTAL VALUATION		12,192,338	13,848,593	17,957,913	43,998,844	367,000	68,723	43,563,121


I, SHAYLYN WEDER, Assessor of Harper County Oklahoma, do hereby certify that the foregoing is a true and correct statement of valuations for Real Estate, Personal Property Public Service and Homestead Exemptions as certified by the State Board of Equalization and shown by the records in the County Assessor's office. Subscribed by my name and affixed the seal of the County Assessors office on this day of 07/26/2023.

State of Oklahoma)
 Harper County) SS

Shaylyn Weder

7/26/2023
Date

SHAYLYN WEDER
 County Assessor
 Harper County



Seal

I, Willneta Mitchell, County Clerk of Harper County Oklahoma, do hereby certify that the above is a true, correct and complete list of the valuations of Harper County Oklahoma as certified by the Harper County Assessor's office.

Willneta Mitchell by Lydiana Waugh 1st Deputy

Willneta Mitchell
 County Clerk
 Harper County

Seal

Excise Board:

S. Rogers


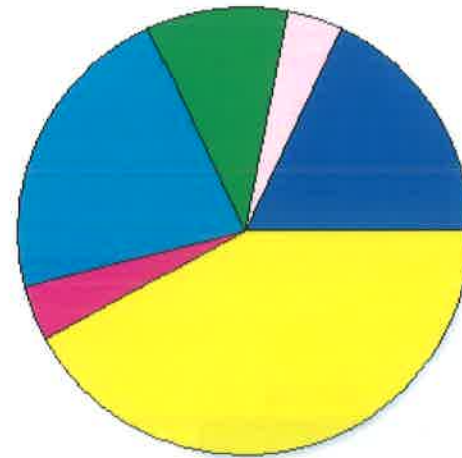
Pat Lowell

Katherine Weder

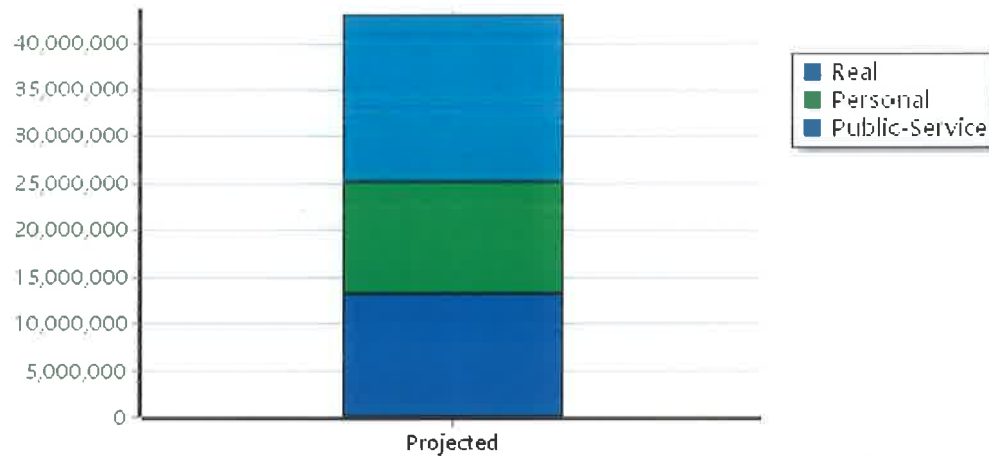
8-7-23
Date



Real	Count	Value
Agricultural	2,635	7,585,101
Commercial	228	1,556,401
Residential	1,047	4,452,764
Total Real Value	3,910	13,594,266
Homestead	363	366,000
Veteran	4	35,780
Other	4	32,943
Total Exempt	374	434,723
TIF Increment Value		
Net Assessed		13,159,543
Net Assessed Under Protest	0	0
Senior Freeze	12	21,555
Capped Parcels	1,439	1,870,146



Personal	Count	Value
Agricultural	258	1,985,892
Commercial	261	9,946,239
Mobile Home	17	58,584
Total Personal	536	11,990,715
Total Exempt	1	200
TIF Increment Value		
Net Assessed		11,990,515
Net Assessed Under Protest	1	8,545
Public Service		
Total PS Value	40	17,904,941
TIF Increment Value		
Net Assessed		17,904,941



District Totals	
Total Gross Value	43,489,922
Homestead Loss	366,000
Other Exemption Loss	68,923
TIF Increment Value	
Retained TIF Value	
Net Assessed Value	43,054,999
Net Assessed Under Protest	8,545

* Public Service Protests Values are not included on this report.

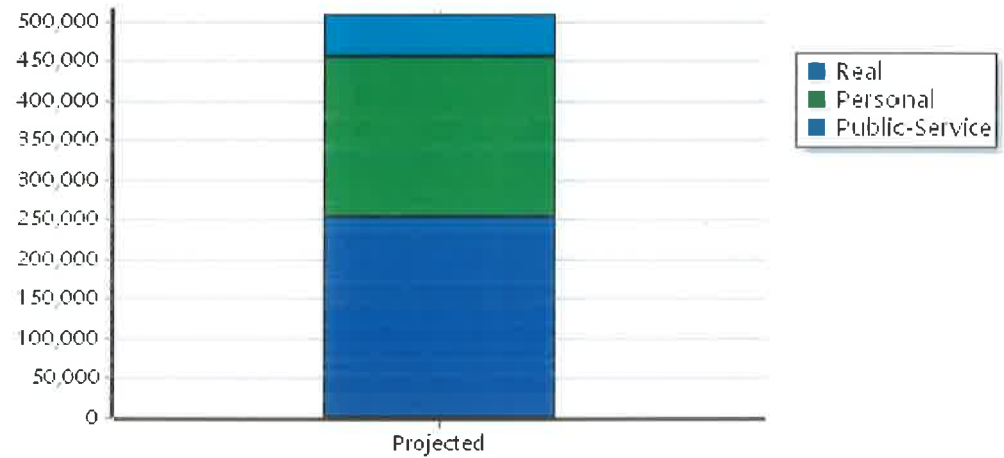
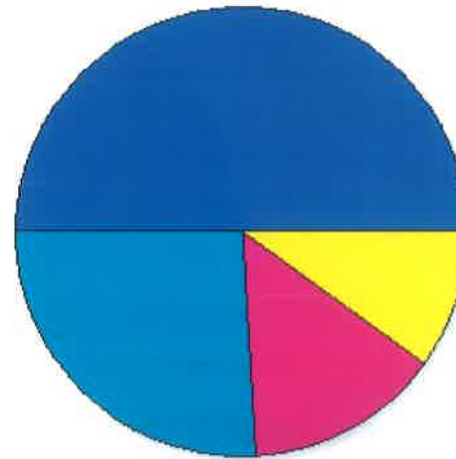
Real	Count	Value
Agricultural	113	251,327
Commercial	1	3,000
Residential	0	0
Total Real Value	114	254,327
Homestead	1	1,000
Veteran	0	0
Other	0	0
Total Exempt	1	1,000
TIF Increment Value		
Net Assessed		253,327
Net Assessed Under Protest		
Senior Freeze	0	0
Capped Parcels	1	2,965

Personal	Count	Value
Agricultural	4	71,869
Commercial	8	129,954
Mobile Home	0	0
Total Personal	12	201,823
Total Exempt	0	0
TIF Increment Value		
Net Assessed		201,823
Net Assessed Under Protest		


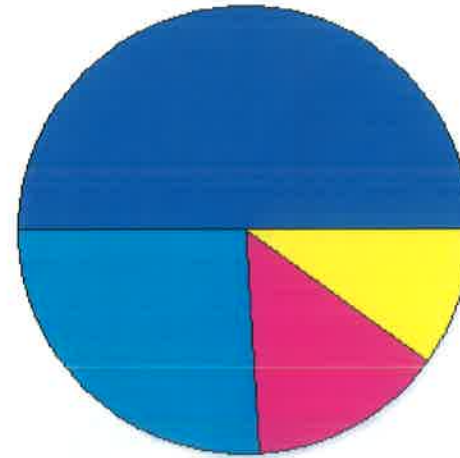
Public Service	Count	Value
Total PS Value	4	52,972
TIF Increment Value		
Net Assessed		52,972

District Totals	
Total Gross Value	509,122
Homestead Loss	1,000
Other Exemption Loss	0
TIF Increment Value	
Retained TIF Value	
Net Assessed Value	508,122
Net Assessed Under Protest	

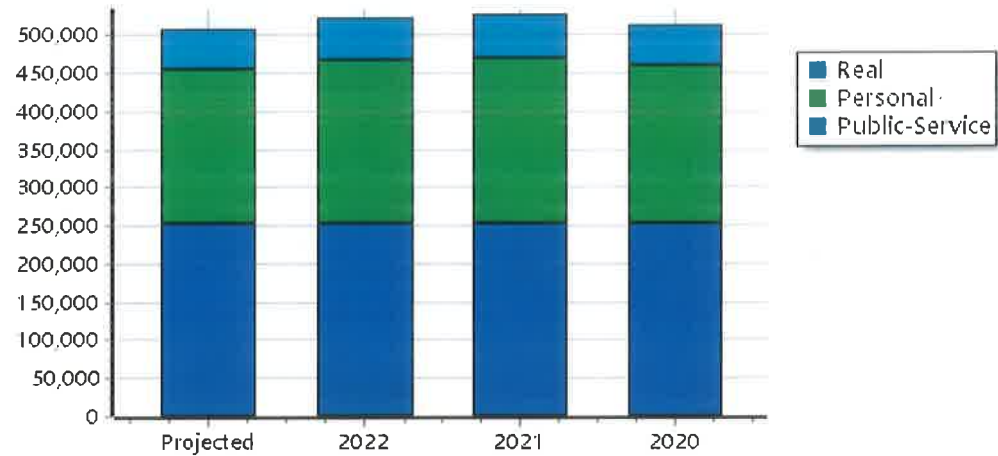
* Public Service Protests Values are not included on this report.



Real	Count	Value
Agricultural	113	251,327
Commercial	1	3,000
Residential	0	0
Total Real Value	114	254,327
Homestead	1	1,000
Veteran	0	0
Other	0	0
Total Exempt	1	1,000
TIF Increment Value		
Net Assessed		253,327
Net Assessed Under Protest		
Senior Freeze	0	0
Capped Parcels	1	2,965



Personal	Count	Value
Agricultural	4	71,869
Commercial	8	129,954
Mobile Home	0	0
Total Personal	12	201,823
Total Exempt	0	0
TIF Increment Value		
Net Assessed		201,823
Net Assessed Under Protest		
Public Service		
Total PS Value	4	52,972
TIF Increment Value		
Net Assessed		52,972



District Totals	
Total Gross Value	509,122
Homestead Loss	1,000
Other Exemption Loss	0
TIF Increment Value	
Retained TIF Value	
Net Assessed Value	508,122
Net Assessed Under Protest	

* Public Service Protests Values are not included on this report.

Real	Count	Value
Agricultural	389	1,302,685
Commercial	21	76,755
Residential	117	245,991
Total Real Value	527	1,625,431
Homestead	30	30,000
Veteran	0	0
Other	0	0
Total Exempt	30	30,000

TIF Increment Value

Net Assessed 1,595,431

Net Assessed Under Protest

Senior Freeze	0	0
Capped Parcels	142	112,428

Personal	Count	Value
Agricultural	36	251,344
Commercial	42	3,607,000
Mobile Home	5	23,422
Total Personal	83	3,881,766
Total Exempt	0	0

TIF Increment Value

Net Assessed 3,881,766

Net Assessed Under Protest

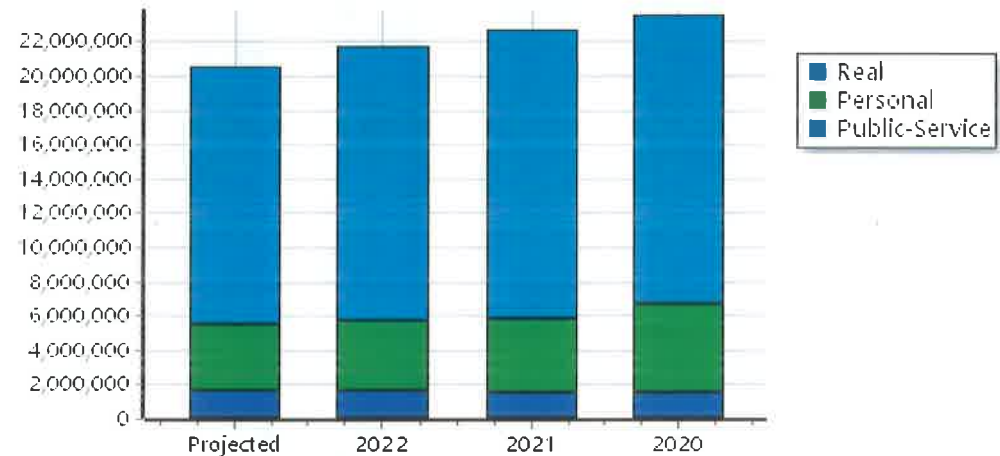
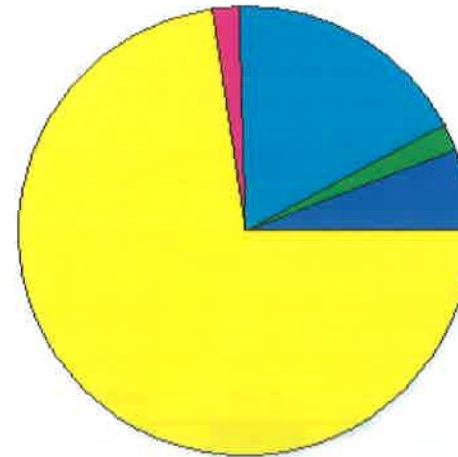
Public Service	Count	Value
Total PS Value	11	15,015,513
TIF Increment Value		
Net Assessed		15,015,513

District Totals


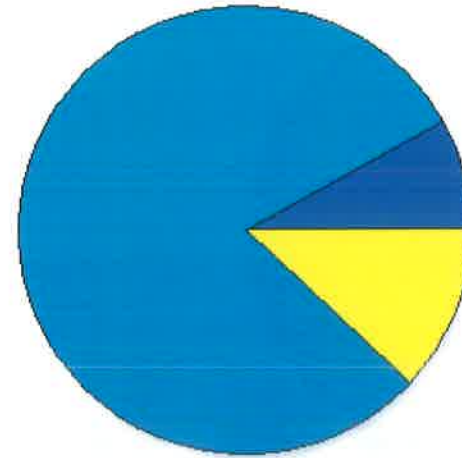
Total Gross Value	20,522,710
Homestead Loss	30,000
Other Exemption Loss	0
TIF Increment Value	
Retained TIF Value	
Net Assessed Value	20,492,710

Net Assessed Under Protest

* Public Service Protests Values are not included on this report.



Real	Count	Value
Agricultural	71	116,465
Commercial	0	0
Residential	1	11,313
Total Real Value	72	127,778
Homestead	0	0
Veteran	0	0
Other	0	0
Total Exempt	0	0



TIF Increment Value

Net Assessed 127,778

Net Assessed Under Protest

Senior Freeze	0	0
Capped Parcels	2	8,384

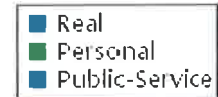
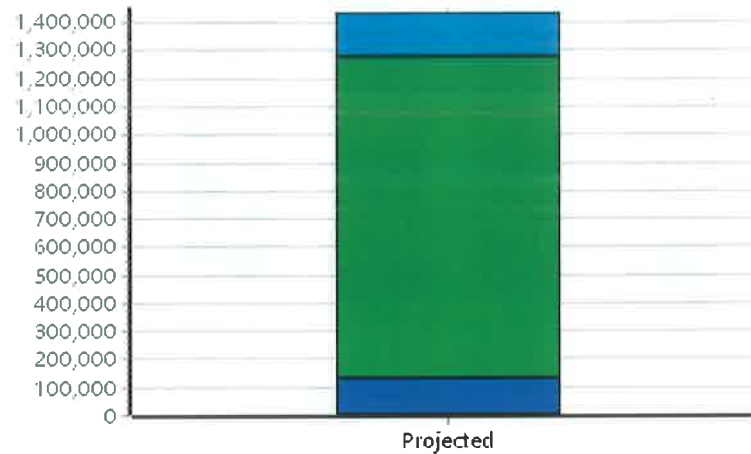
Personal	Count	Value
Agricultural	3	6,202
Commercial	11	1,140,675
Mobile Home	0	0
Total Personal	14	1,146,877
Total Exempt	0	0

TIF Increment Value

Net Assessed 1,146,877

Net Assessed Under Protest

Public Service	Count	Value
Total PS Value	5	158,870
TIF Increment Value		
Net Assessed		158,870



District Totals

Total Gross Value	1,433,525
Homestead Loss	0
Other Exemption Loss	0
TIF Increment Value	
Retained TIF Value	
Net Assessed Value	1,433,525

Net Assessed Under Protest

* Public Service Protests Values are not included on this report.

Real	Count	Value
Agricultural	2,175	6,165,951
Commercial	207	1,479,646
Residential	929	4,195,460
Total Real Value	3,311	11,841,057
Homestead	333	336,000
Veteran	4	35,780
Other	4	32,943
Total Exempt	344	404,723

TIF Increment Value

Net Assessed		11,436,334
Net Assessed Under Protest	0	0
Senior Freeze	12	21,555
Capped Parcels	1,295	1,749,334

Personal	Count	Value
Agricultural	219	1,728,346
Commercial	208	5,198,564
Mobile Home	12	35,162
Total Personal	439	6,962,072
Total Exempt	1	200

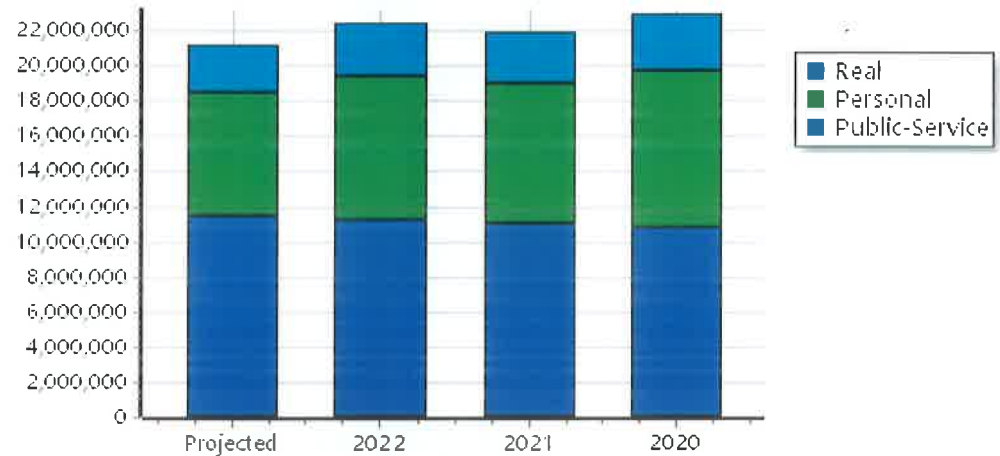
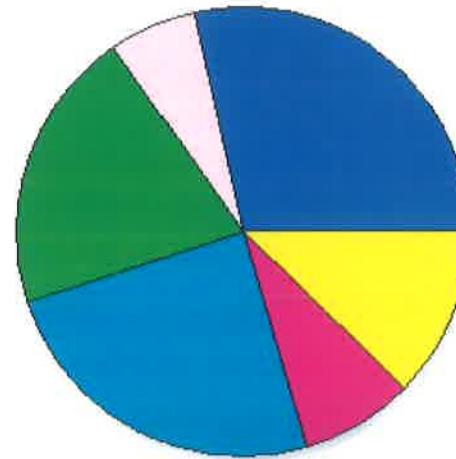
TIF Increment Value

Net Assessed		6,961,872
Net Assessed Under Protest	1	8,545

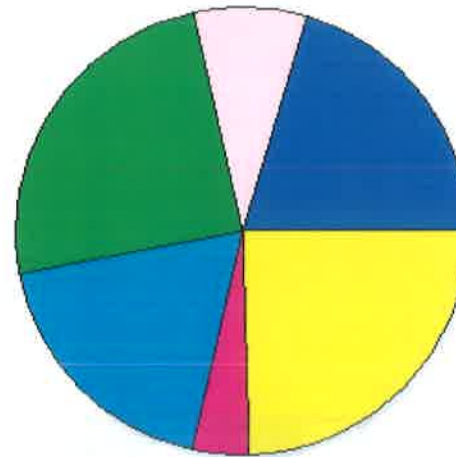
Public Service	Count	Value
Total PS Value	24	2,730,558
TIF Increment Value		
Net Assessed		2,730,558

District Totals	
Total Gross Value	21,533,687
Homestead Loss	336,000
Other Exemption Loss	68,923
TIF Increment Value	
Retained TIF Value	
Net Assessed Value	21,128,764
Net Assessed Under Protest	8,545

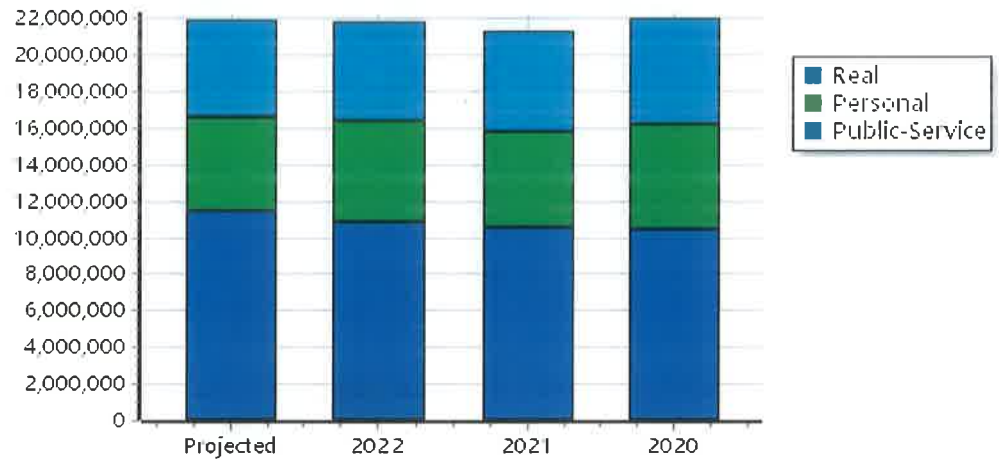
* Public Service Protests Values are not included on this report.



Real	Count	Value
Agricultural	1,432	4,683,258
Commercial	187	1,676,427
Residential	876	5,569,497
Total Real Value	2,495	11,929,182
Homestead	331	334,745
Veteran	7	61,963
Other	5	82,541
Total Exempt	347	479,249
TIF Increment Value		
Net Assessed		11,449,933
Net Assessed Under Protest	0	0
Senior Freeze	22	56,230
Capped Parcels	1,220	2,142,064



Personal	Count	Value
Agricultural	205	1,085,246
Commercial	227	4,023,514
Mobile Home	10	42,102
Total Personal	442	5,150,862
Total Exempt	1	200
TIF Increment Value		
Net Assessed		5,150,662
Net Assessed Under Protest	1	4,733
Public Service		
Total PS Value	32	5,291,335
TIF Increment Value		
Net Assessed		5,291,335



District Totals	
Total Gross Value	22,371,379
Homestead Loss	334,745
Other Exemption Loss	144,704
TIF Increment Value	
Retained TIF Value	
Net Assessed Value	21,891,930
Net Assessed Under Protest	4,733

* Public Service Protests Values are not included on this report.

Real	Count	Value
Agricultural	1,432	4,683,258
Commercial	187	1,676,427
Residential	876	5,569,497
Total Real Value	2,495	11,929,182
Homestead	331	334,745
Veteran	7	61,963
Other	5	82,541
Total Exempt	347	479,249

TIF Increment Value

Net Assessed		11,449,933
Net Assessed Under Protest	0	0
Senior Freeze	22	56,230
Capped Parcels	1,220	2,142,064

Personal	Count	Value
Agricultural	205	1,085,246
Commercial	227	4,023,514
Mobile Home	10	42,102
Total Personal	442	5,150,862
Total Exempt	1	200

TIF Increment Value

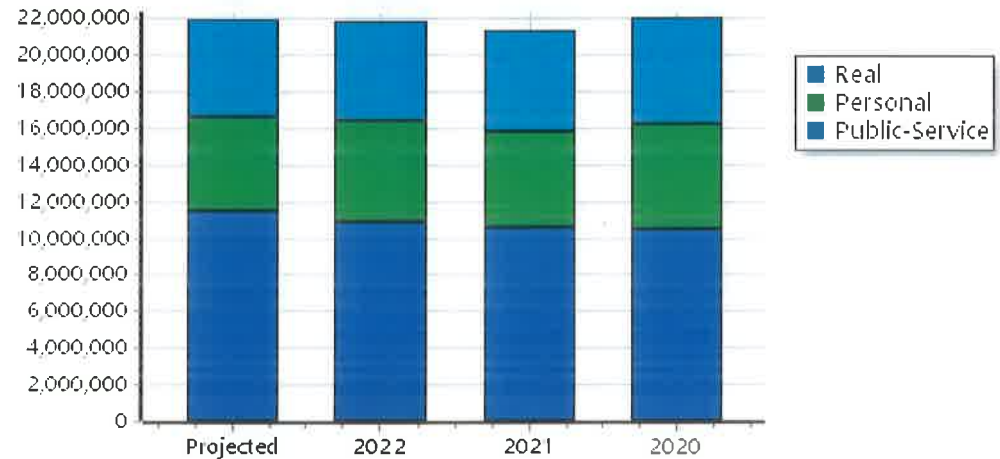
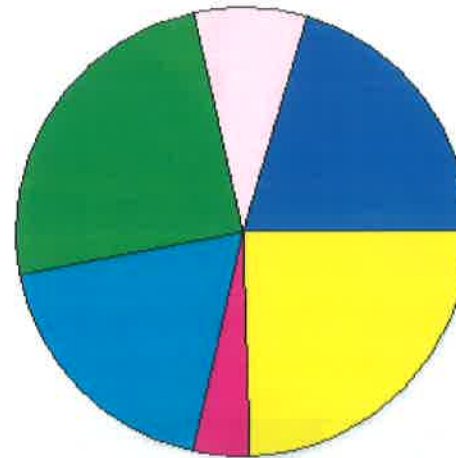
Net Assessed		5,150,662
Net Assessed Under Protest	1	4,733

Public Service	Count	Value
Total PS Value	32	5,291,335
TIF Increment Value		
Net Assessed		5,291,335


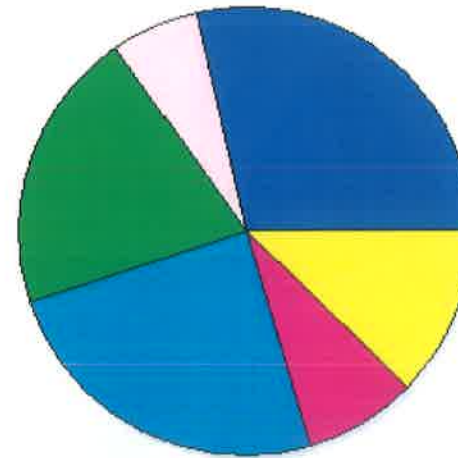
District Totals

Total Gross Value	22,371,379
Homestead Loss	334,745
Other Exemption Loss	144,704
TIF Increment Value	
Retained TIF Value	
Net Assessed Value	21,891,930
Net Assessed Under Protest	4,733

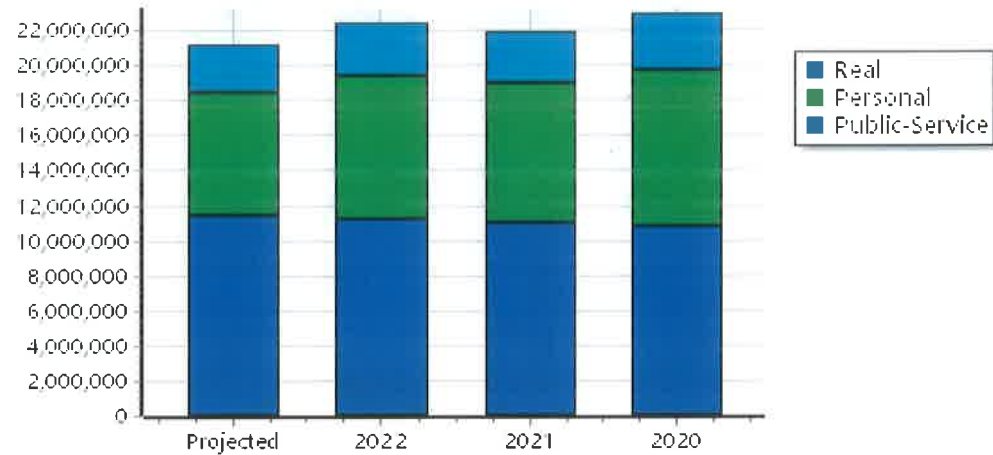
* Public Service Protests Values are not included on this report.



Real	Count	Value
Agricultural	2,175	6,165,951
Commercial	207	1,479,646
Residential	929	4,195,460
Total Real Value	3,311	11,841,057
Homestead	333	336,000
Veteran	4	35,780
Other	4	32,943
Total Exempt	344	404,723
TIF Increment Value		
Net Assessed		11,436,334
Net Assessed Under Protest	0	0
Senior Freeze	12	21,555
Capped Parcels	1,295	1,749,334



Personal	Count	Value
Agricultural	219	1,728,346
Commercial	208	5,198,564
Mobile Home	12	35,162
Total Personal	439	6,962,072
Total Exempt	1	200
TIF Increment Value		
Net Assessed		6,961,872
Net Assessed Under Protest	1	8,545
Public Service		
Total PS Value	24	2,730,558
TIF Increment Value		
Net Assessed		2,730,558



District Totals	
Total Gross Value	21,533,687
Homestead Loss	336,000
Other Exemption Loss	68,923
TIF Increment Value	
Retained TIF Value	
Net Assessed Value	21,128,764
Net Assessed Under Protest	8,545

* Public Service Protests Values are not included on this report.

Real	Count	Value
Agricultural	4,180	12,519,686
Commercial	416	3,235,828
Residential	1,923	10,022,261
Total Real Value	6,519	25,777,775
Homestead	695	701,745
Veteran	11	97,743
Other	9	115,484
Total Exempt	722	914,972

TIF Increment Value

Net Assessed		24,862,803
Net Assessed Under Protest	0	0
Senior Freeze	34	77,785
Capped Parcels	2,660	4,015,175

Personal	Count	Value
Agricultural	467	3,143,007
Commercial	496	14,099,707
Mobile Home	27	100,686
Total Personal	990	17,343,400
Total Exempt	2	400

TIF Increment Value

Net Assessed		17,343,000
Net Assessed Under Protest	2	13,278

Public Service	Count	Value
Total PS Value	76	23,249,248

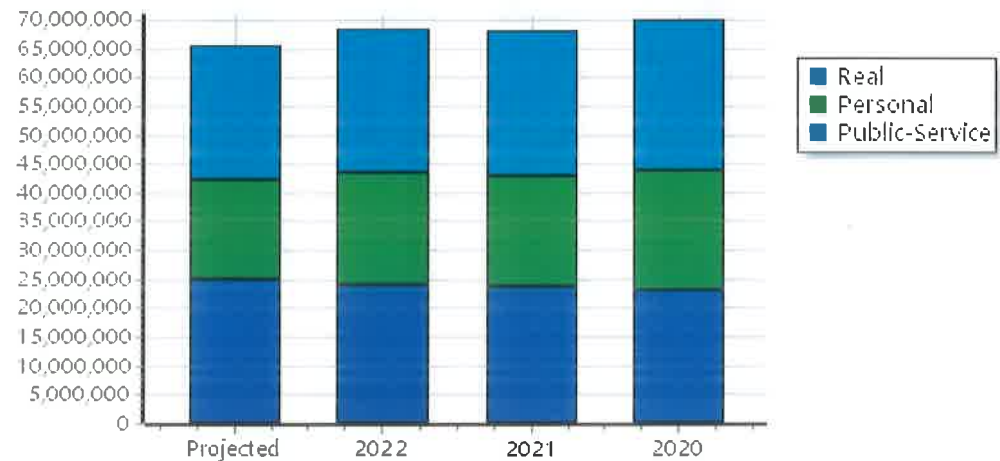
TIF Increment Value

Net Assessed		23,249,248
---------------------	--	-------------------

District Totals

Total Gross Value	66,370,423
Homestead Loss	701,745
Other Exemption Loss	213,627
TIF Increment Value	
Retained TIF Value	
Net Assessed Value	65,455,051
Net Assessed Under Protest	13,278

* Public Service Protests Values are not included on this report.



Real	Count	Value
Agricultural	30	23,560
Commercial	5	2,830
Residential	54	84,698
Total Real Value	89	111,088
Homestead	7	7,000
Veteran	0	0
Other	0	0
Total Exempt	7	7,000

TIF Increment Value

Net Assessed 104,088

Net Assessed Under Protest

Senior Freeze	0	0
Capped Parcels	50	66,864

Personal	Count	Value
Agricultural	6	8,184
Commercial	5	8,615
Mobile Home	1	5,119
Total Personal	12	21,918
Total Exempt	0	0

TIF Increment Value

Net Assessed 21,918

Net Assessed Under Protest

Public Service	Count	Value
Total PS Value	1	336

TIF Increment Value

Net Assessed 336

District Totals

Total Gross Value	133,342
Homestead Loss	7,000
Other Exemption Loss	0

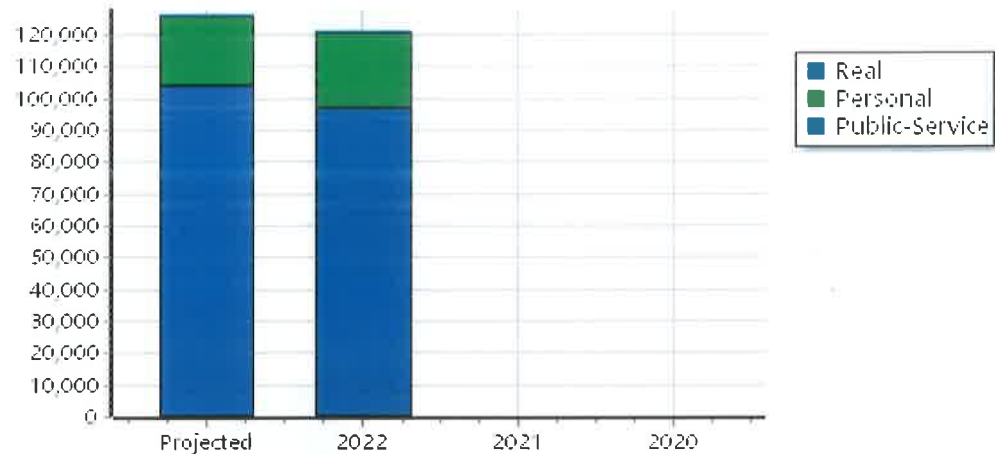
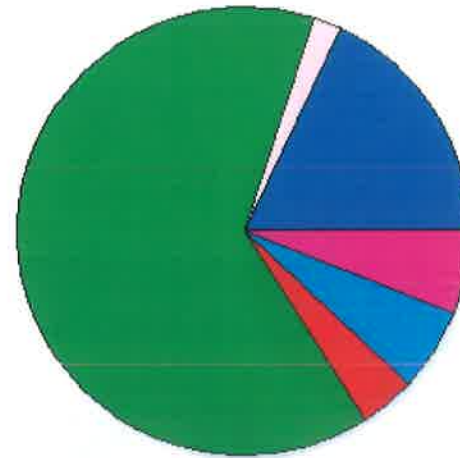
TIF Increment Value

Retained TIF Value

Net Assessed Value 126,342

Net Assessed Under Protest

* Public Service Protests Values are not included on this report.



Real	Count	Value
Agricultural	5	396
Commercial	20	76,125
Residential	106	133,478
Total Real Value	131	209,999
Homestead	9	9,000
Veteran	0	0
Other	0	0
Total Exempt	9	9,000

TIF Increment Value

Net Assessed 200,999

Net Assessed Under Protest

Senior Freeze	0	0
Capped Parcels	67	54,603

Personal	Count	Value
Agricultural	5	5,249
Commercial	14	30,627
Mobile Home	2	6,474
Total Personal	21	42,350
Total Exempt	0	0

TIF Increment Value

Net Assessed 42,350

Net Assessed Under Protest

Public Service	Count	Value
Total PS Value	2	77,505

TIF Increment Value

Net Assessed 77,505

District Totals

Total Gross Value	329,854
Homestead Loss	9,000
Other Exemption Loss	0

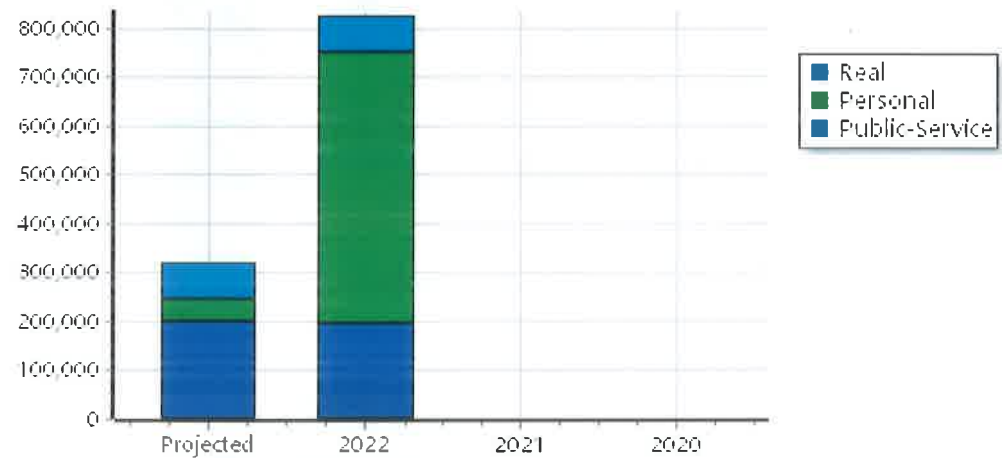
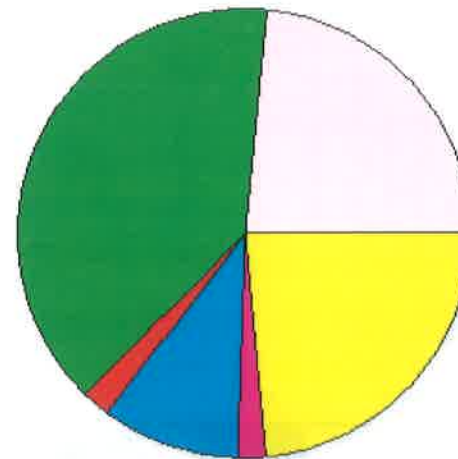
TIF Increment Value

Retained TIF Value

Net Assessed Value 320,854

Net Assessed Under Protest

* Public Service Protests Values are not included on this report.



Real	Count	Value
Agricultural	1	1,607
Commercial	138	1,143,370
Residential	698	4,170,351
Total Real Value	837	5,315,328
Homestead	197	200,745
Veteran	6	51,666
Other	5	82,541
Total Exempt	212	334,952

TIF Increment Value

Net Assessed 4,980,376

Net Assessed Under Protest

Senior Freeze	16	40,783
Capped Parcels	572	1,117,936

Personal	Count	Value
Agricultural	24	16,538
Commercial	96	422,941
Mobile Home	5	9,212
Total Personal	125	448,691
Total Exempt	0	0

TIF Increment Value

Net Assessed 448,691

Net Assessed Under Protest

Public Service	Count	Value
Total PS Value	10	420,375

TIF Increment Value

Net Assessed 420,375

District Totals

Total Gross Value	6,184,394
Homestead Loss	200,745
Other Exemption Loss	134,207

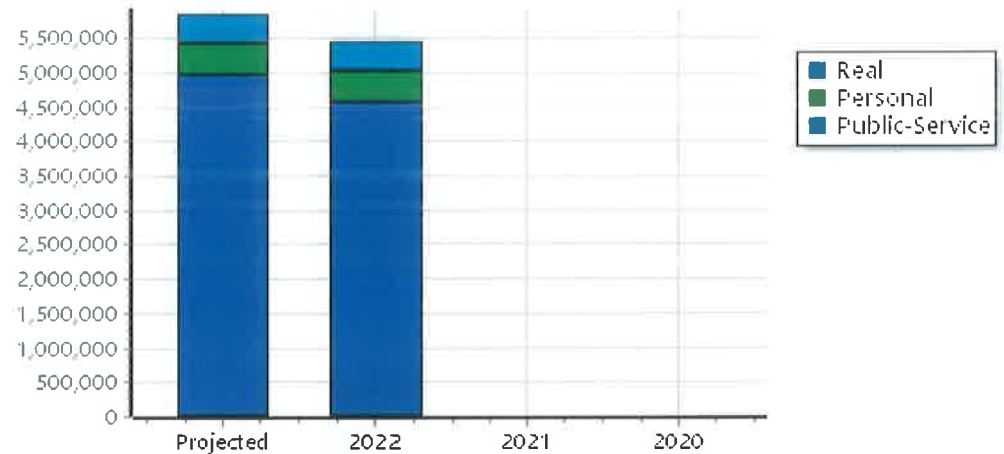
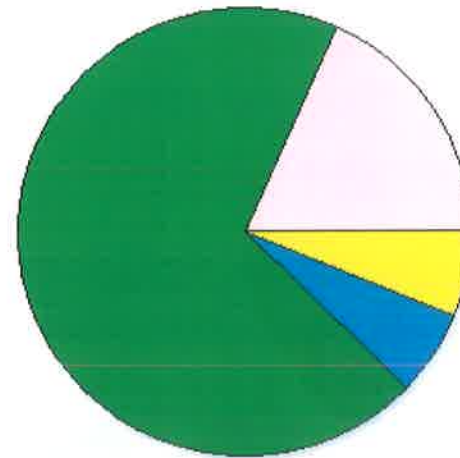
TIF Increment Value

Retained TIF Value

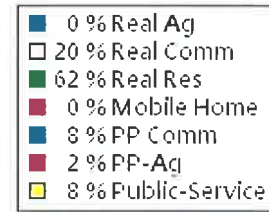
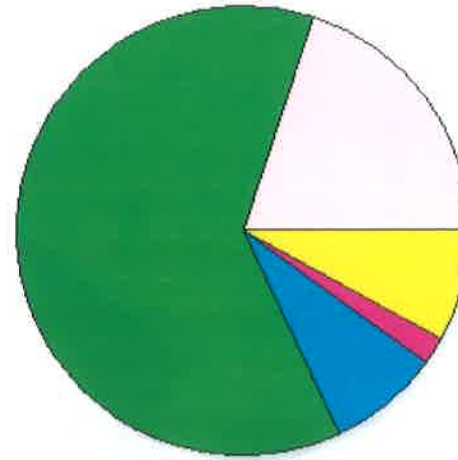
Net Assessed Value 5,849,442

Net Assessed Under Protest

* Public Service Protests Values are not included on this report.



Real	Count	Value
Agricultural	56	19,835
Commercial	180	1,048,778
Residential	749	3,188,534
Total Real Value	985	4,257,147
Homestead	232	235,000
Veteran	3	27,676
Other	4	32,943
Total Exempt	242	295,619



TIF Increment Value

Net Assessed 3,961,528

Net Assessed Under Protest

Senior Freeze	11	20,336
Capped Parcels	667	1,081,427

Personal	Count	Value
Agricultural	35	64,167
Commercial	87	390,975
Mobile Home	5	8,294
Total Personal	127	463,436
Total Exempt	0	0

TIF Increment Value

Net Assessed 463,436

Net Assessed Under Protest

Public Service	Count	Value
Total PS Value	10	397,219

TIF Increment Value

Net Assessed 397,219

District Totals

Total Gross Value	5,117,802
Homestead Loss	235,000
Other Exemption Loss	60,619
TIF Increment Value	
Retained TIF Value	
Net Assessed Value	4,822,183

Net Assessed Under Protest

* Public Service Protests Values are not included on this report.

